



## **PREPARATION OF A RECORD CLAIM BOOKLET**

The GFAA website is updated as Australian & NSW records are approved, if you think a capture may be a potential record claim, log onto [www.gfaa.asn.au](http://www.gfaa.asn.au) record section and search the applicable species to ensure that the capture is heavier or will tie an existing record. ***Download the GFAA App which has all existing records for both Australia and State and updates every time you log into the app.***

### **CATEGORIES**

Records may be claimed in the following categories for:

- Men
- Women
- Junior Male - under the age of 16 years
- Junior Lady - under the age of 16 years
- Small Fry Male - under the age of 11 years
- Small Fry Lady - under the age of 11 years
- Any of above with backing attached.

Records may be claimed in the following sections for:

- Saltwater
- Freshwater
- Saltwater Fly
- Freshwater Fly
- Land-based Saltwater

### **LINE CLASS CATEGORIES**

1kg, 2kg, 3kg, 4kg, 6kg, 8kg, 10kg, 15kg, 24kg, 37kg & 60kg.

### **ELIGIBLE SPECIES**

- Refer to current GFAA Journal - recognised gamefish species – capture
- ***Refer to GFAA App, rules section then eligible Species.***

### **WEIGHT REQUIRED TO DEFEAT OR TIE AN EXISTING RECORD**

- To replace a record for a fish weighing less than 11kg, the replacement must weigh at least 50g more than the existing record.
- To replace a record for a fish weighing 11kg or more, the replacement must weigh at least one half of one per cent more than the existing record e.g. at 10kg the additional weight required would be 50g. At 50kg the additional weight required would be 250g.
- Any catch that matches the weight of an existing record or exceeds the weight by less than the amount required to defeat the record will be considered a tie. In the

case of a tie claim involving more than two catches, weight must be compared with the original record (first fish to be caught). Nothing weighing less than the original record will be considered.

- Estimated weights will not be accepted. Fractions of grams will not be considered.

### **MINIMUM WEIGHTS**

- For gamefish to be eligible for a vacant GFAA and/or NSW record they must be at least equal in weight to the line or tippet class in which the record is claimed.
- For sharks or rays to be eligible for a vacant GFAA and/or NSW record they must be at least twice the weight of the line or tippet class in which the record is claimed.

### **WITNESS TO CATCH**


- On all record claims, witnesses to the catch are highly desirable, if at all possible. Unwitnessed catches may be disallowed if questions arise regarding their authenticity.
- It is important that the witnesses can attest to the angler's compliance with the GFAA & NSWGFA Angling Rules and Regulations.

### **AT THE WEIGHSTATION**

- All captures shall be weighed by either a Club Weighmaster, a Club Recorder, a Club Committee Member in the location at which the fish was caught or by a NSWGFA or GFAA or IGFA Official, or by a recognised local person familiar with the scale.
- Disinterested witnesses to the weight should be used whenever possible. The weight of the sling, platform or rope (if one is used to secure the fish to the scales) must be determined and deducted from the total weight.
- No estimated weights will be accepted. Fish weighed at sea or on other bodies of water will not be accepted.
- All fish that are subject to record applications should be weighed on a scale that has been checked and certified for accuracy by a government department or other qualified organisation. All scales must be regularly checked for accuracy and certified. *Note: the certification of the scale should not be more than one year old. However, if at the time of weighing the fish, the scale has not been properly certified within one year, it should be checked for accuracy as quickly as possible. A report stating the findings of the inspector prior to any adjustments of the scale must be included with the record application.*
- Both NSWGFA and GFAA reserves the right to have any scale recertified for accuracy if there are any indications that the scale might not have weighed correctly.
- If there is no official government inspector or accredited commercial representative available in the area where the fish is weighed, the scale must be checked by weighing objects of recognised and proven weights. Objects weighed must be at least equal to the weight of the fish. Substantiation of the correct weight of these

objects must be provided to NSWGFA and GFAA along with the names and complete addresses of accredited witnesses to this entire procedure.

- Only weights indicated by the graduations of the scale will be accepted. Visual fractionalising of these guidelines will not be allowed. Any weights that fall between two graduations on the scale must be recorded as the lower of the two.
- In remote areas where no weighing scales are available, an angler is permitted to use his own scale provided that it is of acceptable quality and has been properly certified.
- Scales used to weigh fish must be attached to an object or weigh station that is fixed or mounted on a solid base attached or connected to the ground. In the case of a mobile crane or similar apparatus the displayed weight must remain stable for a minimum of 5 seconds.
- At the time of weighing a fish, all tackle and equipment used in the capture, including gaffs, leader/trace, lure and a sample of line shall be submitted to an official for examination, measuring, photographing or tracing of hook and lure - ***refer to current GFAA Journal - Rules and Equipment Regulations.***



- An application for an Australian and/or NSW record must be made on the prescribed forms.

### **APPLICATION FORMS**

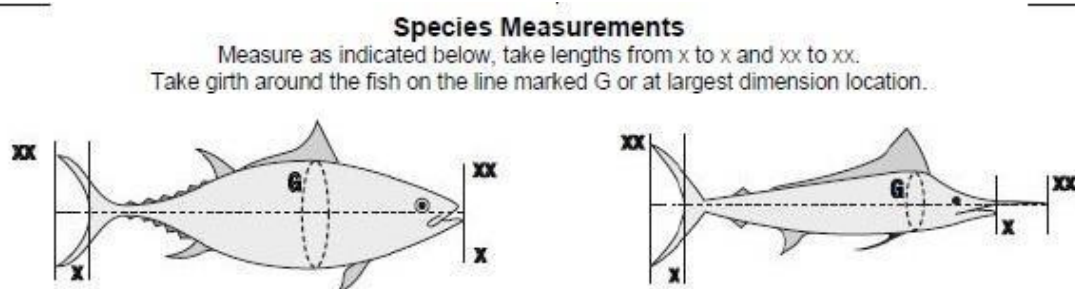
The application for an Australian and/or NSW must be made on the prescribed forms. **Note:** Australian & NSWGFA Record Application forms can be downloaded from NSWGFA website: [www.nswgfa.com.au](http://www.nswgfa.com.au)

1000lb Club Assistance Certificate(s) & Boat Plaque Claim Application form can be downloaded from NSWGFA website: [www.nswgfa.com.au](http://www.nswgfa.com.au)

The form must be completed in full and include the following:

- The name, address and signature of the angler.
- The date and approximate location of capture.
- The gross weight of the fish and sling, platform or rope; the separate weight of the sling, platform or rope; and the net weight of the fish.
- The overall length of the fish, the short length of the fish (measured from the point of the lower jaw to the crotch of the tail) and the maximum girth measurement (at the thickest part of the body, usually behind the pectoral fin). Extreme care should

be exercised in measuring the fish as the measurements are often important for other scientific studies. (A measurement diagram is shown on the application forms).




- The length of double line, length of trace, type of lure, number of hooks used and the type of hook used in the capture.
- The specified strength of the line used to catch the fish. This will place the claim in a GFAA line class category. The line must test in this category or the application will be disallowed. The heaviest line strength permissible is 60kg.
- The signature of the boatman or fishing companion as witness that the fish was caught by the angler on the tackle described in the application, strictly in accordance with the GFAA Angling Rules and Equipment Regulations.
- The signature of the boatman or fishing companion as witness that the fish was caught by the angler on the tackle described in the application, strictly in accordance with the GFAA Angling Rules and Equipment Regulations.
- **The application(s) must be forwarded to the NSWGFA Records Officer within 45 days after the capture date and must be accompanied by:**
  - (a) A Statutory Declaration stating that the rules and regulations of GFAA and NSWGFA were strictly observed in the capture.
  - (b) The entire leader, the double line, and at least 16m of the single line closest to the double line, leader or hook. All line samples and the leader (if one is used) must be submitted in one piece. If a lure is used with the leader; the leader should be cut at the eye attachment to the lure. (Refer to rule H1 in the GFAA Angling Rules and Regulations)

**Clarification: The leader must be submitted in one piece with the hook attached, if a lure is to be removed then the leader should be cut on an angle at least 25mm above the eye of the hook so that both pieces of the leader can be re-joined to check the length.**

Note: each line sample must be in one piece. It must be submitted in a manner that can be easily unwound without damage to the line. The line must be submitted on a piece of stiff cardboard. Write the angler's name and specified strength of the line used on the cardboard. Do not submit the line in a hank. Any sample submitted that can't be unwound will not be accepted.

### Acceptable method of submitting line



- All applications for flyfishing records must be accompanied by the lure, the entire tippet and the entire leader, along with 25mm of the fly line beyond the attachment to the leader. These components must be intact and connected. GFAA no longer requires that 25mm of fly line be attached to the leader. If a loop to loop connection is used, the angler need only unloop the leader from the fly line and submit it with the record application. The entire leader, however, must still be intact with the fly attached.

### PHOTOGRAPHS

- Photographs showing the full length of the fish,
- The rod and reel used to make the catch
- The scale used to weigh the fish.
- **The fish on the scale with actual weight visible if at all possible.**
- A photograph of the angler with the fish is also required.

Note: So that there can be no doubt about species identification, the clearest possible photos should be submitted. This is especially important in the cases of marlin, trevally, shark, tuna and other fishes that may be confused with similar species.

- Shark applications should also include a photograph of the shark's head and the front teeth.
- Photograph of the fish in a hanging position
- Photograph of the fish lying on a flat surface on its side.

Note: In both types of photos no part of the fish should be obscured.

**When hanging** - the fish should be broadside to the camera with the fins fully extended and with the tip of the jaw and sword of spear clearly shown.

#### **DO NOT:**

- Hold the tip of the fin.
- Do not stand in front of the fish.
- Do not hold the fish in your hands.

Note: A sky background for the fish is most desirable. Backgrounds cluttered with objects and people may complicate identification and detract from the photograph.

***When fish is lying on it's side*** - the surface beneath the fish should be smooth, with a ruler or marked tape placed beside the fish is possible. Photographs from various angles are most helpful.

#### **ADDITIONAL PHOTOGRAPHS**

- Where a two-hook rig was used, a photo or tracing of the actual hook arrangement indicating the measurements.
- Where a plug or artificial lure was used, a photograph of the plug or lure, indicating the measurements. If this is not completely satisfactory, the plug itself may be requested. (Refer to rule HI in the GFAA Angling Rules and Regulations.)

## CHECK LIST - Australian & NSW Record Application forms

Check List					
	Angler	Weigh Master	Club Sec	State Assoc	GFAA Remarks
CHECK GFAA RULES	<input type="checkbox"/>	<input type="checkbox"/>	<input type="checkbox"/>	<input type="checkbox"/>	.....
CHECK SPECIES	<input type="checkbox"/>	<input type="checkbox"/>	<input type="checkbox"/>	<input type="checkbox"/>	.....
CHECK FOR MUTILATIONS (if any full explanations) Mutilation which could affect fighting capabilities will disqualify capture).	<input type="checkbox"/>	<input type="checkbox"/>	<input type="checkbox"/>	<input type="checkbox"/>	.....
LINE: ONE PIECE 15.0M	<input type="checkbox"/>	<input type="checkbox"/>	<input type="checkbox"/>	<input type="checkbox"/>	.....
Including double.					
DOUBLE LENGTH OK	<input type="checkbox"/>	<input type="checkbox"/>	<input type="checkbox"/>	<input type="checkbox"/>	.....
Including knots, swivels, clips, etc.					
LEADER LENGTH OK	<input type="checkbox"/>	<input type="checkbox"/>	<input type="checkbox"/>	<input type="checkbox"/>	.....
Including hook, lure, etc					
HOOK ARRANGEMENT OK	<input type="checkbox"/>	<input type="checkbox"/>	<input type="checkbox"/>	<input type="checkbox"/>	.....
ROD & REEL OK & MEASURED	<input type="checkbox"/>	<input type="checkbox"/>	<input type="checkbox"/>	<input type="checkbox"/>	.....
GAFFS CHECKED & MEASURED	<input type="checkbox"/>	<input type="checkbox"/>	<input type="checkbox"/>	<input type="checkbox"/>	.....
WEIGHING To nearest LOWER graduation NET weight.	<input type="checkbox"/>	<input type="checkbox"/>	<input type="checkbox"/>	<input type="checkbox"/>	.....
SCALE TEST CERTIFICATE OK & ENCLOSED WITH CLAIM	<input type="checkbox"/>	<input type="checkbox"/>	<input type="checkbox"/>	<input type="checkbox"/>	.....
CAPTURE CERTIFICATE OK & ENCLOSED	<input type="checkbox"/>	<input type="checkbox"/>	<input type="checkbox"/>	<input type="checkbox"/>	.....
PHOTOS					
1. Show full length of fish, dorsal fin, Pectoral fins, tackle used and scales.	<input type="checkbox"/>	<input type="checkbox"/>	<input type="checkbox"/>	<input type="checkbox"/>	.....
2. Sharks teeth.	<input type="checkbox"/>	<input type="checkbox"/>	<input type="checkbox"/>	<input type="checkbox"/>	.....
3. Any unusual scars, etc.	<input type="checkbox"/>	<input type="checkbox"/>	<input type="checkbox"/>	<input type="checkbox"/>	.....
4. Lure if not included with claim. Mark length on back of photo.	<input type="checkbox"/>	<input type="checkbox"/>	<input type="checkbox"/>	<input type="checkbox"/>	.....
FISH IDENTIFICATION POSITIVE	<input type="checkbox"/>	<input type="checkbox"/>	<input type="checkbox"/>	<input type="checkbox"/>	.....
FEE ENCLOSED	<input type="checkbox"/>	<input type="checkbox"/>	<input type="checkbox"/>	<input type="checkbox"/>	.....

**Note: Late fee will apply unless claim reaches GFAA within two (2) months of capture except in extenuating circumstances.**

Date received by Club...../...../.....

Date received by State Association...../...../.....

Date received by GFAA...../...../.....

**Note: Both the Australian and NSW Record Application form Check Lists must be "checked off" by the Angler, Weigh Master & Club Secretary, the date that the record claim was received by the Club is to be listed where applicable. If the check list has not been completed the claim, it will be assumed that the claim has not been checked as required and the claim will be returned to the Club.**

## **TIME LIMITS ON AUSTRALIAN & NSW RECORD CLAIMS**

1. All claims must be received by NSWGFA **no later than 45 Days** from the date of capture, if received after this date a NSWGFA late payment fee of \$55 inc GST will apply.
2. In the case of Australian Record Claims - the claim MUST reach GFAA by the due date: i.e. **2 months** from the date of capture, if claim is not received prior to the deadline a GFAA late payment fee of \$110 Inc GST will apply.

## **COST OF RECORD CLAIMS & CAPTURE CLUBS**

**Note:** Disregard the filing fee amount that is listed on the Australian Record Claim form, this is incorrect for anglers in NSW waters claiming an Australian Record.

• Australian & NSW Record claims (Includes GFAA Club & 1000lb Club)	\$55.00 Inc GST
• NSW Record claim only	\$55.00 Inc GST
• Australian Record claim only	\$55.00 Inc GST
• GFAA 10 to 1, 15 to 1 & 20 to 1 Clubs (Additional Fee)	\$35.00 Inc GST
• 1000lb Club (Additional Fee)	\$110.00 Inc GST
• 1000lb Assistance Certificate (per certificate) (Additional Fee)	\$35.00 Inc GST
• 1000lb Boat Plaque (Additional Fee)	\$75.00 Inc GST
• GFAA Late Payment Fee (Additional Fee)	\$110.00 Inc GST

### **Payment is by Direct Deposit to NSWGFA Records Account:**

Pay to NSWGFA Records Account, NAB: ERINA BSB: 082 574 Account Number: 949 712 434

### **Please use angler name as a reference**

Club Secretaries should take note of these charges and ensure claims are made on the correct form and correct filing fee has been paid. All incomplete claims will be returned to the Club.

## **ALL RECORD CLAIMS MUST BE FORWARDED TO NSWGFA RECORDS OFFICER via the**

**angler's Club Note:** Any claim that has been forwarded to NSWGFA Direct by the angler will be returned to the angler's club for processing.

Send to  
NSWGFA Records Officer  
Grahame Williams, OAM  
PO BOX 10  
MARULAN, NSW 2579

## **GFAA MERIT AWARD CLUBS**

### **10 to 1 - 15 to 1 - 20 to 1**

- A GFAA certificate is available for any recognised gamefish species.
- To qualify for the certificate the angler must submit the following:
  - (1) An Australian Record Claim Form stating the club the claim is submitted for (e.g. 20 to 1): and
  - (2) Payment of \$35.00 (incl. GST) for the issue of the certificate.

### **1000lb (453.6kg) Club**

- A GFAA award is available for any recognised gamefish species. To qualify for the certificate the angler must submit the following:
  - (1) An Australian Record Claim form stating the claim is submitted for the 1000lb club.
  - (2) Payment of \$110.00 (incl. GST) for the issue of the cap and certificate.
  - (3) Assistance Certificate(s) - awarded to boat crew members for assistance. Payment of \$35.00 (incl. GST) per certificate - Complete application form.
  - (4) Boat Plaque - will be engraved with the name of the boat, the skipper and fish details as given in the application. Payment of for \$75.00 (incl. GST) for the issue of the boat plaque - complete application form.

## **WORLD RECORD CLAIMS**

A claim for an NSW/Australian & World must be forwarded by the angler's Club Secretary to NSWGFA if captured in NSW waters. The claim must be made on the applicable prescribed forms. The IGFA "Form for Recording Record Game Fish Catches" may be obtained from the NSWGFA Secretary or Record's Officer.

Application forms must be completed in every detail personally by the angler, and must be accompanied by:

- an affidavit attested by a public notary or justice of the peace.
- line samples as for a NSW & Australian record.
- photographs as for a NSW & Australian record.
- a filing fee as specified on the IGFA application form, either credit card details can be supplied on the form or by way of a \$US bank draft.
- Claims will not be accepted by IGFA if the date is more than three (3) months before the date of receipt of the claim by IGFA.
- IGFA requires that the claim be witnessed by a representative of IGFA, or a club official, if available.
- IGFA Rules and Regulations change from time to time and anglers are advised to check these before submitting claim.

- Any deliberate falsification of an application will disqualify the applicant from any IGFA World Records.
- On acceptance of a World Record, an Australian (if applicable) and a NSW Record (if applicable) will be granted, provided that it meets the GFAA and NSWGFA requirements and was applied for on the prescribed forms